300232 2022-018

2021

1,090,995,695 10 0.25

0 10 0

1

			300232
	112 A	112 A	
	0755-29912092		

A

2

LED

5G XR 3D

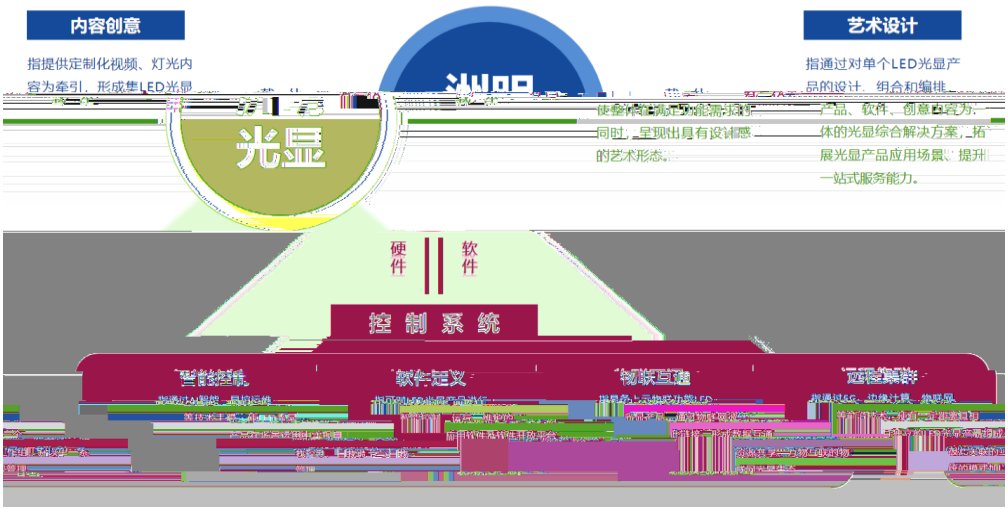

5G 5G+8K XR 3D

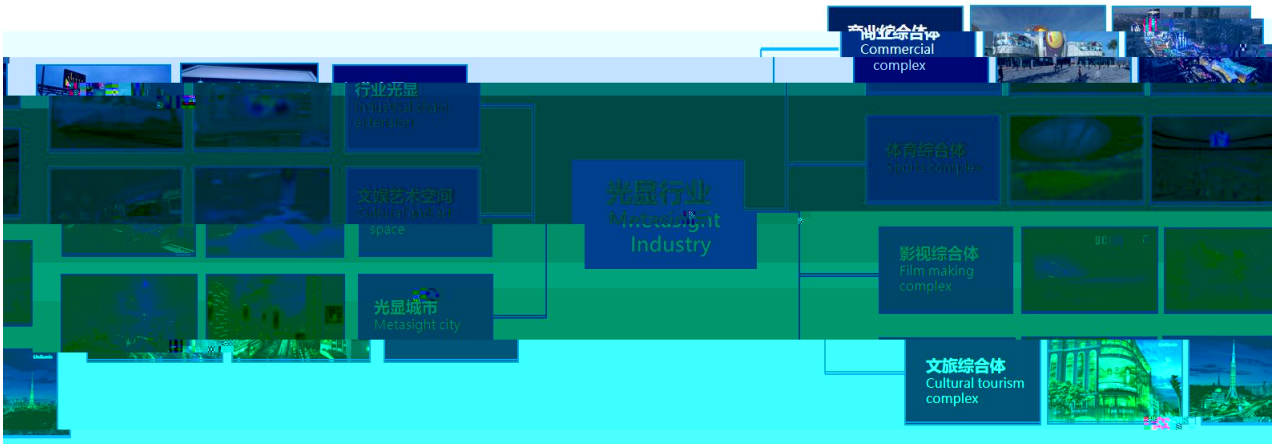

500

Facebook

3

1

	2021	2020		2019
	10,777,330,391.94	8,163,480,442.26	32.02%	7,516,614,051.13
	4,635,104,070.49	3,534,614,505.78	31.13%	2,966,751,896.19
	2021	2020		2019
	7,229,094,198.97	4,961,806,228.18	45.69%	5,604,258,795.37
	182,267,144.39	117,780,571.00	54.75%	529,909,161.22
	112,101,748.55	50,875,249.42	120.35%	425,025,360.43
	14,857,942.78	536,361,230.76	-97.23%	468,247,002.54
/	0.17	0.12	41.67%	0.59
/	0.17	0.12	41.67%	0.58
	4.24%	3.68%	0.56%	19.96%

2

	1,285,573,552.34	1,646,170,655.62	1,901,312,882.30	2,396,037,108.71
	76,562,793.11	14,342,063.44	116,404,341.70	-25,042,053.86
	57,489,774.35	-8,510,268.72	102,284,460.98	-39,162,218.06
	-162,793,324.35	-120,340,259.02	115,266,320.71	182,725,205.44

4

1 **10**

	31,190		34,208		0		0
10							

26.26% 287,312,618

		3.42%	37,452,442			
		2.49%	27,231,181			
		1.68%	18,354,430			
.		1.03%	11,232,876			
		1.01%	11,000,000			
		0.95%	10,425,333			
#		0.92%	10,023,021			
#		0.78%	8,496,635	96,078		
		1 99.4% 2				

2 **10**

3

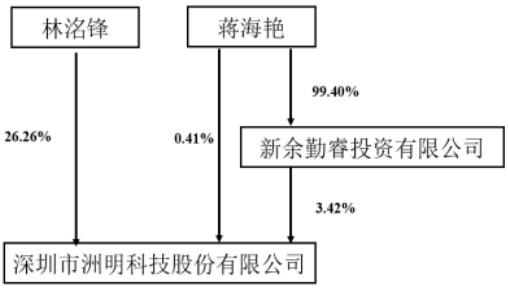

5

2021

LED Mini/Micro

LED

2021 LED

1

2

3

72.29 45.69% 28.43

46.83% 43.86 44.97%

1.82 54.75% 1,485.79 97.23%

17.55 35.10% 2021

24.27% 1.91%

2021

2021

Mini/Micro LED 3D XR

1. XR

ROE XR 2021 ROE 13.62

81.34% XR 9.8 139.59%

ROE XR

ROE

XR XR PXO 2020

LED ROE 3

ROE 2500 BP2V2 760 CB5 LED

720 2044 LED

LED





Stage 6

ROE Arri Arri

708 MR Studio

ARRI MR Studio 360 °



ROE Latin AMAs 2021 ESC 2021

Creamfields 2021 MTV VMA 2021

LED Black Marble Vanish Carbon ROE

Strip ROE

Creamfields 2021



ROE Lux Machina

NantStudios 360 ℃LED

TV Studio HDR

ROE Hibino VFX Studio

VA Corporation ROE ARK Ventures ICVFX VA STUDIO HANAM 3 XR

ROE AUX Media Group ROE

ROE

2021 XR

XR+8K

LED

XR+8K

XR /

XR+8K

2. 3D

LED + + +

3D

3D 3D

7000 LED 3D +

14 300 7500 7500 15

1400 YouTube

Riyadh Season



2022

3D+AR 2022 IP

Time to shine

CBD 3D

3D

LED

+ 3D



3D

3D

3.

2021 5 25

LED TEAM CHINA

TEAM CHINA



2022 LED

300 LED LED



/

/

2024

1010

35

4. LED

UC-A41 LED DCI LED

LED LED

UC-A41 4096*2160 4K DCI-P3 40000:1

LED

LED 2021 7 1

LED

LED DCI 4K LED

LED LED

LED LED

LED LED

2021 11 19 UC-A21 DCI UC-A41 DCI LED LED LED

LED

5. 5G

2022 3 1

2015

24 91

+

2022

5G

6.

2021

2022

2022

XR

3D

LED Mini

LED

1.

160 4500 10

2022

2022

2.

2.1. XR

LED LED +XR

LED+XR LED

LED 360

LED

LED

XR

XR LED

MordorIntelligence 2021 XRVideoEntertainment 32

2021 2026 XR 62.67% ROE

AED Display 500

LED

LED XR LED

XR

2.2. 3D

3D

LED 3D

2021 7

200

3D

3D LED

2019

3D

3D

2.3. 5G+8K

2021 11

2022 1 6

2.3. 5G+8K

Umini

8K LED

3D XR

´

LED

3.2. LED

TrendForce 2021 LED 2.79 30.8% 2021 6667 82248 6 2021 11 9 2025 8 10

LED LED LED HDR LED HDR LED

LED LED

UC-A41 LED UC-A21 DCI

LED 5G 4K/8K 3D LED LED LED LED

LED

3.3. Mini

2021 7 Mini/Micro LED Mini LED

LED Million Insights 2025 Mini LED 59 2019-2025 86.6% 30% Mini LED Micro LED LED

LED LED G B C

Mini/Micro LED LED

Mini LED UMini II P0.7 P0.9 P1.2 2021 UMini II Mini COB IMD COG Micro LED

3000KK/ Mini LED 8 / P0.9 Mini LED

2022 3 LED UMini

LED

5G+4K/8K

Mini LED

2022 UMini

3.4. 5G

2020 5 20 5G

5G 5G 2022 3

1

5G

2020 290

5G

5G

5G

2021 2021 5G 142.5

60%

LXResearch 2021 -2025

50% 2022

1900 2025 6,000

5G

5G WIFI

5G +

UniSmart 11

5G

3.5. AR/VR

IDC 2021 AR/VR 1123 92.1% VR 1095 IDC 2022 VR 1573 43.6% 2024 2500 Counterpoint Global XR (AR/VR) 2021 2025 XR 10 1.05

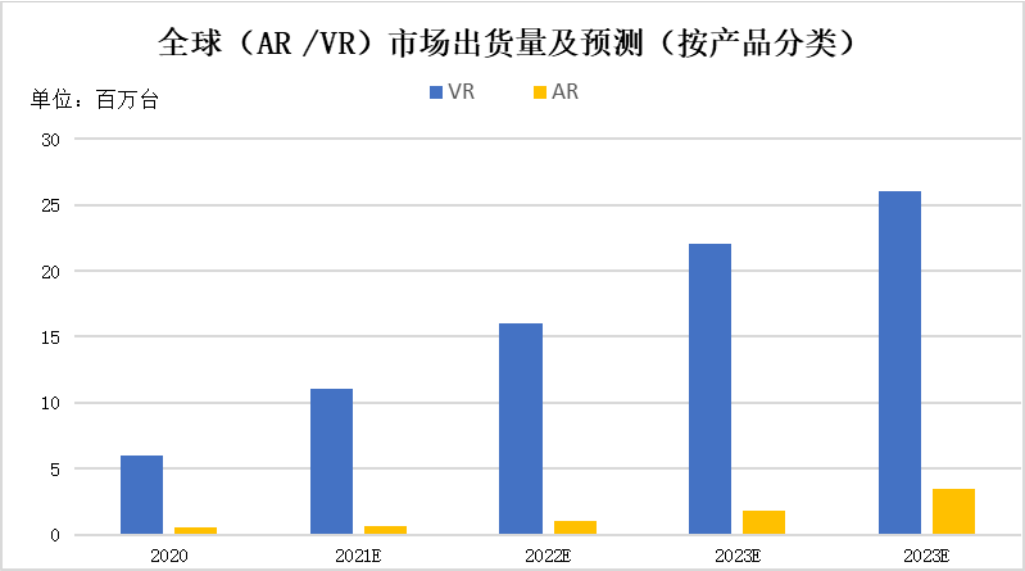

IDC 2022

2021 XR 2021 340 54.55% 556.0 127.98%

VR AR VR

VR

XR 3D XR

VR AR MR

83%

5G

AR/VR

XR

AR/VR 2021

12 AR/VR AR/VR

AR/VR